




New Encounters added in some routes

****Keep in mind those encounters are rare, some of them are extreme rare, so it doesn't affect the "normal" emerald gameplay, you will find them if you try many times.**




- 
- Pokemons from other gens like Johto, Kanto, present in ORIGINAL EMERALD, won't be listed here, like Pikachu, Girafarig, Magnemite etc.. google for it
 - ****Dunsparce only found using rock smash in rocks (safari zone) // Only 1 Porygon / Lapras / Snorlax / Farfetch in game (trade)**

IN-GAME TRADES

- TOGEPI for SNORLAX [it holds a **Lucky egg (exp 2.5x)** to make your train easy after E4] (**Rusboro City - near to the GYM**)
 - VOLBEAT for FARFETCHED (**Fortree City**)
 - BAGON for PORYGON (**Paciflog Town**)
 - FEEBAS for LAPRAS (**Battle Frontier**)
- 



NEW TRADE EVOLUTIONS FORMULA (Those who **don't** use **LINK STONE**, they hold the evolution item, so if you capture or use the attack "**THIEF**", you can get these items from them, **or buy from stores, check below**)

- Seadra to Kingdra -> Use **DragonScale** (you can find more DragonScales in Bagons, Horseas, Dratinis 5% chance / buy in Lilycove Mart 4F)
 - Onix to Steelix -> Use **MetalCoat** (You can find MetalCoats in Magnemites 5% chance / buy in Lilycove Mart 4F)
 - Scyther to Scizor -> Use **MetalCoat** (You can find MetalCoats in Magnemites 5% chance / buy in Lilycove Mart 4F)
 - Kadabra to Alakazam -> Use "**LINK STONE**" (You can buy it in LilycoveMART)
 - Feebas to Milotic -> Use **PrismScale** (You can find more in wild Feebas 5% chance / buy in Lilycove Mart 4F)
 - Machoke to Machop -> Use "**LINK STONE**" (You can buy it in Lilycove MART)
 - Poliwhirl to Politoed -> Use **Kings Rock** (You can find more in Battle Frontier Exchange center / pokémons holding 5% chance / buy in Lilycove Mart 4F)
 - Porygon to Porygon2 -> Use **UPGRADE** (this item comes with Porygon IN-GAME TRADE / buy in Lilycove Mart 4F)
 - Graveler to Golem -> Use "**LINK STONE**" (You can buy it in Lilycove MART)
 - Slowpoke to Slowking -> Use **Kings Rock** (You can find more in Battle Frontier Exchange center / pokémons holding / buy in Lilycove Mart 4F)
 - CLAMPERL-> Use "**DEEPSEATOOTH**" for (HUNTAIL) (You can find more in wild Clamperl / buy from Slateport Store Rare items seller)
 - CLAMPERL -> Use "**DEEPSEASCALE**" for (GOREBYSS) (You can find more in wild Clamperl / buy from Slateport Store Rare items seller)
- 
- 
- 

EVOLUTION STONES:

Clamperl Evolution Items:

Slateport Rare Items seller (make sure you already talked with the guy who gives the TM Secret Power, after desert, or this NPC won't appear...)



Lilycove Mart



***ps: Contain most of Evolution items, others are in 4F Floor (image below)**



***ps: Prism scale is to make Feebas evolve to MILOTIC like newer gens**

- ENCOUNTERS: -

Route 101 – Weedle – Caterpie – Rattata

Route 102 – Rattata - SLOWPOKE

Route 103 – Sentret – Slowpoke

Rod: Slowpoke (good rod) – Qwilfish (super rod)

Route 104 – Pidgey

ROD: SLOWPOKE (super rod) – KRABBY (good rod)

PETALBURG WOODS – PARAS – Metapod – Kakuna - PINSIR

Route 105 - 109 (WATER AREAS)

Water: Mantine

ROD: Slowpoke, Poliwhag (good rod / super rod) , Poliwhirl (super rod), KRABBY (super rod)

Route 110 - Bellsprout

Route 111 (desert) –Larvitar

route 112 – growlithe -ponyta

route 113 - Nidoran F - Nidoran M

route 114 - Spearow

route 115 - pidgeotto – pidgey

ROD: Krabby (good rod) – Qwilfish (super rod)

route 116 - pidgey

route 117 - eevee

route 118 – mankey - raticate

route 119 – Scyther – HERACROSS – YANMA - EKANS

rod: feebas (good rod – super rod) (still rare, but you dont need use the random sqms anymore)

route 120 - furret – sentret – pinsir - seedot

route 121 – Meowth – drowzee

route 122 (rod) – Qwilfish (super rod) – Krabby (good rod – super rod)

route 123 - Tangela - Skiploom - Hoppip

ROUTE 124 – 134 - WATER AREAS

WATER: KRABBY

ROD:

Route 124 – rod: Qwilfish (super rod / good rod) – krabby (super rod)

Route 132 / 133 / 134 - rod: KINGLER (super rod) – HORSEA (super rod) – QWILLFISH (goodrod)

Route 130 (MIRAGE ISLAND... After Beat E4: Fly to Pacifilog Town, surf to right >>> you will see a new island) - TOGEPI

METEOR FALLS - Clefairy

Rusturf tunnel – Diggle

Granite Cave - Onix

Mt. Pyre Cemetery - Gastly - Haunter

Mt. Pyre Mountain - Mr. Mime - Houndour

Mt. Pyre Mountain (near old couple - last floor) - Murkrow - Houndour - Misdreavus

Victory Road - Ursaring – Primeape – MEDICHAM - MEDITATE

Shoal Cave 1 - SEEL - SWINUB

WATER - SHELLDER - CLOYSTER - DEWGONG - SEEL

ROD - SHELLDER - CLOYSTER - DEWGONG - SEEL

Shoal Cave 2 - SEEL - SWINUB - SNEASEL - PILOSWINE

WATER - SHELLDER - CLOYSTER - DEWGONG - SEEL

ROD - SHELLDER - CLOYSTER - DEWGONG –SEEL

Shoal Cave (ICE) - Jynx - Delibird - Sneasel

Shoal Cave 3 - SWINUB - SNEASEL - PILOSWINE

New Mauville - Electabuzz

Sealed Chamber (main) - UNOWN

Magma Hideout 1 - Magmar - PONYTA - GROWLITHE

Desert Underpass - Dugtrio - Ditto - Diglett

Artisan Cave 1 (Battle Frontier) - Sandslash - Marowak - Cubone - Drowzee - Tyrogue - Onix

Artisan Cave 2 (Battle Frontier) - Sandslash - Marowak - Parasect - Paras - Drowzee - Kadabra

Altering Cave (look on youtube or google for location) (Open after Legendary Birds Event) -

Sandslash – Dugtrio

Underwater areas: Chinchou - Mantine

KANTO FOSSILS (NON-EMERALD)

- METEOR FALLS (near STEVEN – same floor)

- MARINE CAVE (Acqua underwater cave – just search)

- ARTISAN CAVE [located in BATTLE FRONTIER > after use wailmer pail into sodowoodo (1th floor)]

** to revive then, go Rustboro, the same as original emerald to revive fossils, or MOSSDEEP Town: talk to the scientist, he will give the revived fossils.

SAFARI ZONES:



Grass: Kangaskhan

Water: Dratini

Rod: Dratini



Phanpy – Natu – Xatu – Heracross



Grass: Venonat – Lickitung – Chansey –
Tauros



Grass: Sunkern – Mareep – Aipom – Spinarak – Hoothoot – Snubbull –
Stantler – Gligar - WOOPER

Water: Wooper – Quagsire

Rod: Remoraid – Octillery



Grass: Exeggcute



GRASS: Pineco, Aipom, Teddiursa, Ledyba, Hoothooth, Shuckle, Miltank , Houndour

ROCK SMASH: Shuckle – Dunsparce

***** SPOILER**

- SPECIAL EVENTS -

***** SPOILER**

Hoenn Starters (NPCs will give you EGGS containing starters, opposite than you choose):

Rustboro City // Pacifidlog Town

Johto Starters *event only after complete hoenn dex (NPCs will give you EGGS containing Johto starters, opposite than you choose in Birch LAB):

Fortree City // Mossdeep City

Kanto Starters (NPCs will give you EGGS containing starters):

Talk to every NPC and you will find them (must have 1 free space in party)
Fallarbor Town NPC in Pokémon Center // NPC in Route 123 // NPC in Route 124

Legendary Birds: (you must defeat aqua team first, or event will not trigger)
****Event will be enabled after E4 – go to dewford town > Granite Cave > use bike in a ramp – you will encounter team aqua > beat them for flee birds:**

Articuno: Shoal Cave (Ice)

Zapdos: Altering Cave (check google for altering cave LOCATION – same original)

Moltres: Mt. Chimney (Volcano) – near entrance

Legendary Johto Dogs: (you must defeat MAGMA team first, or event will not trigger)

****Event will be enabled after E4 – go to fallarbour town > fossil maniac house – enter inside the cave north – you will encounter team magma > beat them for:**

Raikou: New Mauville (near entrance)

Suicune: Scorched Slab (original local)

Entei: route 112 > Inside the FIERY PATH mountain (strength)

CELEBI:

After E4, go to Petalburg Woods, go to a place with 2 cut trees, go to the right and you will find a "secret base tree", check it, you will find Celebi.



OLD SEA MAP (MEW)

Beat RED, before ARTISAN CAVE in Battle Frontier, he will give OLD SEA MAP > go to Lillycove boat and give to the NPC, he will take you to the Event Island



MYSTIC TICKET (HO-OH AND LUGIA)

Beat Leaf, inside Altering Cave, you must trigger the Legendary Birds event before, to open the cave (acqua team), defeat her, she will give you the ticket, go to Lillycove boat, and go to the Event island.



EON TICKET (LATIOS – LATIAS)

Go to Battle Frontier Pkmn Center, theres a girl, she will give you Eon Ticket, you will encounter the opposite color you choose after E4, go to Lillycove boat and go to the Event Island.



AURORA TICKET (DEOXY'S)

Go to Slateport > right > you will find some boats, talk to the guy, he will give a rare ticket he found in his boat travelling around the world, go to Lillycove and go to the Event Island.



**** You can change Deoxys forms near fallarbour town, check the image below**



JIRACHI:

Defeat Steven Stone in Meteor Falls, he will give you a **RARE BERRY**, go to Mossdeep City, use the berry in the “**white rock**”, it will trigger the Jirachi Event > go to Victory Road (entrance), a new way will open.



MEWTWO:



Enter inside the Artisan cave in Battle Frontier, explore the cave, you will find Mewtwo in exit. (Pkmn Trainer RED was looking for him).